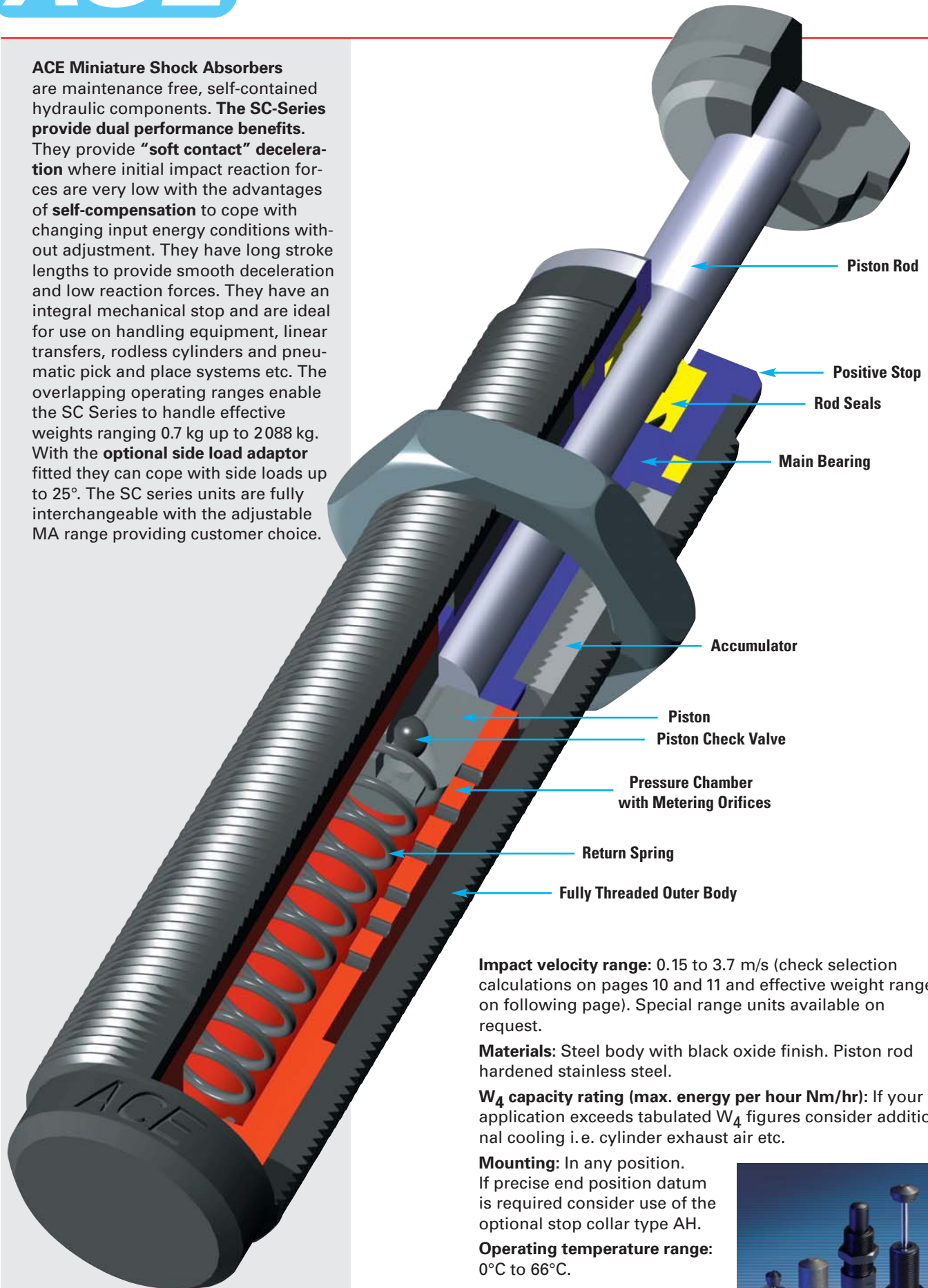


ACE Miniature Shock Absorbers are maintenance free, self-contained hydraulic components. **The SC-Series provide dual performance benefits.** They provide **"soft contact" deceleration** where initial impact reaction forces are very low with the advantages of **self-compensation** to cope with changing input energy conditions without adjustment. They have long stroke lengths to provide smooth deceleration and low reaction forces. They have an integral mechanical stop and are ideal for use on handling equipment, linear transfers, rodless cylinders and pneumatic pick and place systems etc. The overlapping operating ranges enable the SC Series to handle effective weights ranging 0.7 kg up to 2088 kg. With the **optional side load adaptor** fitted they can cope with side loads up to 25°. The SC series units are fully interchangeable with the adjustable MA range providing customer choice.



Impact velocity range: 0.15 to 3.7 m/s (check selection calculations on pages 10 and 11 and effective weight ranges on following page). Special range units available on request.

Materials: Steel body with black oxide finish. Piston rod hardened stainless steel.

W₄ capacity rating (max. energy per hour Nm/hr): If your application exceeds tabulated W₄ figures consider additional cooling i.e. cylinder exhaust air etc.

Mounting: In any position. If precise end position datum is required consider use of the optional stop collar type AH.

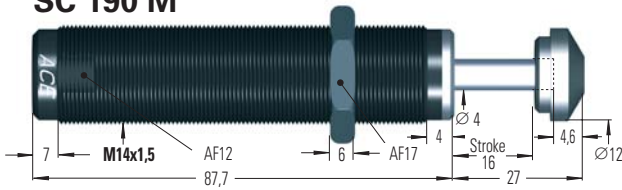
Operating temperature range: 0°C to 66°C.

On request: Weartec finish (seawater resistant) other special finishes available to special order.



Part Number SC . . .

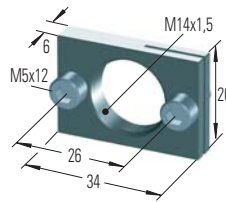
SC 190 M



M14x1 and M16x1 also available to special order

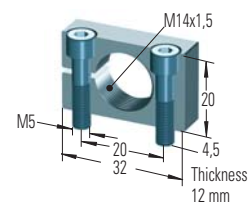
Accessories, mounting, installation... see pages 31 to 35.

RF 14



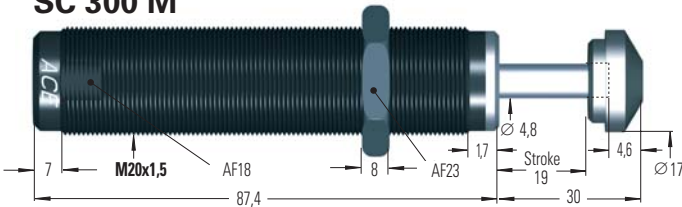
Rectangular Flange

MB 14



Clamp Mount

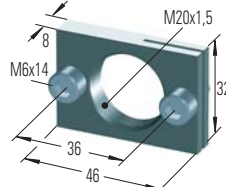
SC 300 M



M22x1,5 also available to special order

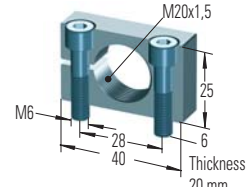
Accessories, mounting, installation... see pages 31 to 35.

RF 20



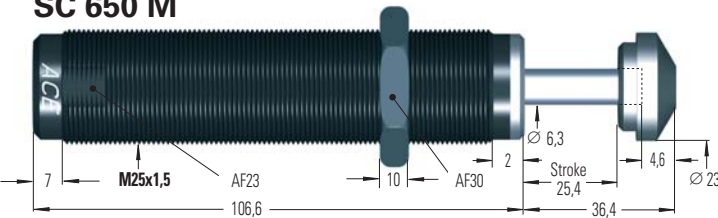
Rectangular Flange

MB 20



Clamp Mount

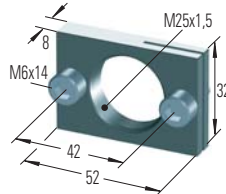
SC 650 M



M26x1,5 also available to special order

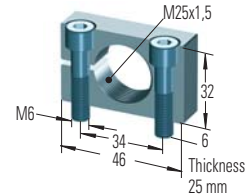
Accessories, mounting, installation... see pages 32 to 35.

RF 25



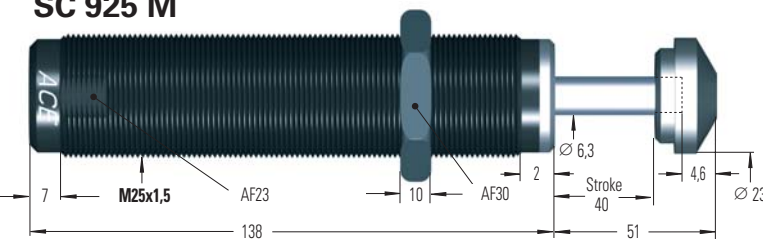
Rectangular Flange

MB 25



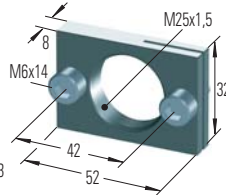
Clamp Mount

SC 925 M



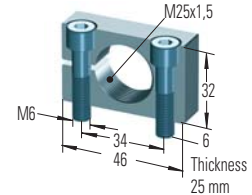
Accessories, mounting, installation... see pages 32 to 35.

RF 25



Rectangular Flange

MB 25



Clamp Mount

AH Stop Collar



BV Side Load Adaptor



PB Steel Shroud



AS Switch Stop Collar



SC 190 M to SC 650 M only

Available without Rod End Button on request. Mounting, installation... see pages 31 to 35.

Capacity Chart

Type	Max. Energy Capacity Nm		Effective Weight me			Return Force N	Rod Reset Time s	*Max. Side Load Angle °	Weight kg		
	per Cycle W ₃	per Hour W ₄	Soft-Contact min kg	max	Self-Compensating min kg					max	
SC 190 M-0	25	34 000	—	—	0.7	—	4	4 - 9	0.25	5	0.08
SC 190 M-1	25	34 000	2.3	—	1.4	—	7	4 - 9	0.25	5	0.08
SC 190 M-2	25	34 000	5.5	—	3.6	—	18	4 - 9	0.25	5	0.08
SC 190 M-3	25	34 000	14	—	9	—	45	4 - 9	0.25	5	0.08
SC 190 M-4	25	34 000	34	—	23	—	102	4 - 9	0.25	5	0.08
SC 300 M-0	33	45 000	—	—	0.7	—	4	5 - 10	0.10	5	0.11
SC 300 M-1	33	45 000	2.3	—	1.4	—	8	5 - 10	0.10	5	0.11
SC 300 M-2	33	45 000	7	—	4.5	—	27	5 - 10	0.10	5	0.11
SC 300 M-3	33	45 000	23	—	14	—	82	5 - 10	0.10	5	0.11
SC 300 M-4	33	45 000	68	—	32	—	204	5 - 10	0.10	5	0.11
SC 650 M-0	73	68 000	—	—	2.3	—	14	11 - 32	0.20	5	0.31
SC 650 M-1	73	68 000	11	—	8	—	45	11 - 32	0.20	5	0.31
SC 650 M-2	73	68 000	34	—	23	—	136	11 - 32	0.20	5	0.31
SC 650 M-3	73	68 000	109	—	68	—	408	11 - 32	0.20	5	0.31
SC 650 M-4	73	68 000	363	—	1 089	—	1 180	11 - 32	0.20	5	0.31
SC 925 M-0	110	90 000	8	—	4.5	—	29	11 - 32	0.40	5	0.39
SC 925 M-1	110	90 000	22	—	14	—	90	11 - 32	0.40	5	0.39
SC 925 M-2	110	90 000	59	—	40	—	272	11 - 32	0.40	5	0.39
SC 925 M-3	110	90 000	181	—	113	—	726	11 - 32	0.40	5	0.39
SC 925 M-4	110	90 000	544	—	340	—	2 088	11 - 32	0.40	5	0.39

* For applications with higher side load angles consider using the Side Load Adaptor (BV) pages 30 to 34.