

Flat holding magnets with thread (flat grippers)

in hard ferrite



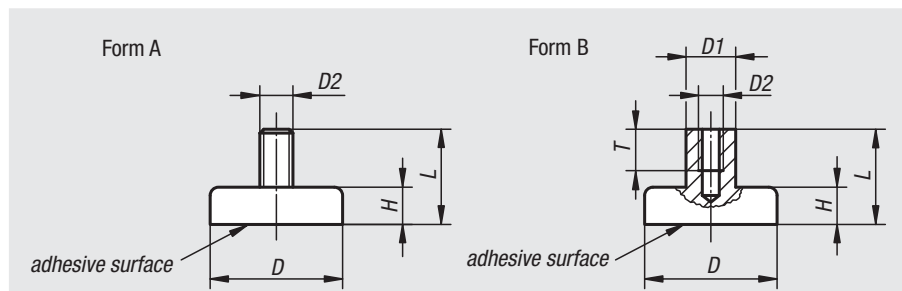
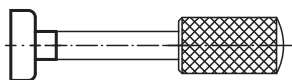
Material, surface finish:
Housing in galvanized steel.
Magnetic core hard ferrite

Sample order:
nlm 09065-01

Note:
Flat gripper with thread shielded system.

Hairline cracks in the installed magnetic material are unavoidable for technical reasons in versions D 80, D 100 and D 125. They do not impair the function of the adhesive magnets in any way.

Temperature range:
max. 200°C.



Order No. Form A	Order No. Form B	D	D1	D2	L	H	T	Adhesive force N
09065-21	09065-01	10 ±0,15	-/6	M3	11,5	4,5	-/5	4
09065-22	09065-02	13 ±0,15	-/6	M3	11,5	4,5	-/5	10
09065-23	09065-03	16 ±0,15	-/6	M3	11,5	4,5	-/5	18
09065-24	09065-04	20 ±0,15	-/6	M3	13	6	-/5	30
09065-25	09065-05	25 ±0,15	-/8	M4	15	7	-/6	40
09065-26	09065-06	32 ±0,20	-/8	M4	15	7	-/6	80
-	09065-07	40 ±0,20	10	M5	18	8	8	125
-	09065-08	50 ±0,20	12	M6	22	10	10	220
-	09065-09	63 ±0,20	15	M8	30	14	14	350
-	09065-10	80 ±0,25	20	M10	34	18	14	600
-	09065-11	99 ±0,25	22	M12	42	22	17	900
-	09065-12	125 ±0,25	25	M14	50	26	20	1.300

Flat grippers

in SmCo

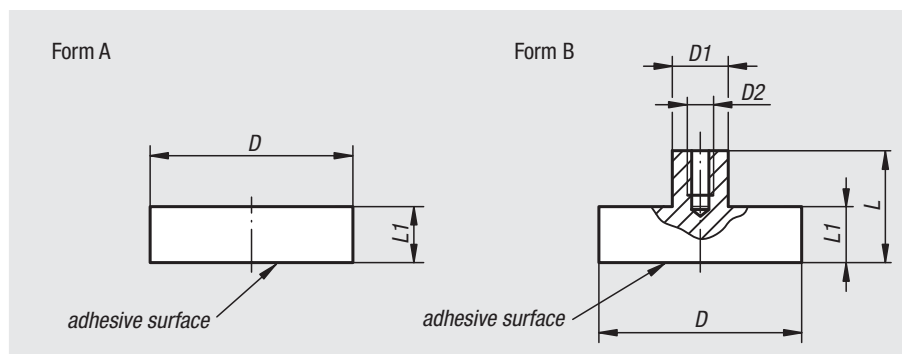


Material, surface finish:
Housing in galvanized steel. Magnetic core SmCo

Sample order:
nlm 09066-01

Note:
Flat Grippers, shielded system. Flat grippers with an SmCo core have three to five times the adhesive force of AlNiCo of hard ferrite grippers.

Temperature range:
max. 200°C.



Order No. Form A	Order No. Form B	D	D1	D2	L	L1	Adhesive force N
09066-01	09066-11	6 ±0,15	-/6	-/M3	-/11,5	4,5	5
09066-02	09066-12	8 ±0,15	-/6	-/M3	-/11,5	4,5	11
09066-03	09066-13	10 ±0,15	-/6	-/M3	-/11,5	4,5	20
09066-04	09066-14	13 ±0,15	-/6	-/M3	-/11,5	4,5	40
09066-05	09066-15	16 ±0,15	-/8	-/M4	-/11,5	4,5	60
09066-06	09066-16	20 ±0,15	-/8	-/M4	-/13	6	90
09066-07	09066-17	25 ±0,15	-/8	-/M4	-/14	7	150
09066-08	09066-18	32 ±0,20	-/10	-/M5	-/15,5	7	220